COLORTEK

TECHNOLOGY IN ALL ITS COLORS

5 283012 986301

www.colortek.eu
info@colortek.eu

colortekpaints

COLORTEK

RUST EFFECTS

“A room should start a conversation before people actually exchange words.”

-Barry Dixon

14A
Floe 630/00 - Iron C

14B
Floe 630/00 - Iron C

What is OXYD

Authentic rust finish

Oxyd is an interior/exterior decorative paint system consisting of a base, activator and protective coat, designed to achieve real rust effects.

Please note that due to ambiental factors, the final Colortek Oxyd Effect you obtain will vary from samples shown here.

54 Effects

Transform any paintable surface

Combining the traditional art of patinization with modern day paint technology, Oxyd contains real metal particles that will create the distinctive and timeless look of bronze and copper patina or the weathered appearance of rusted iron in a matter of minutes, on any paintable surface.

18A
Chalkoat 120/23 - Iron O

18B
Chalkoat 120/23 - Iron O

Please note that due to ambiental factors, the final Colortek Oxyd Effect you obtain will vary from samples shown here.

54 Effects

Transform any paintable surface

Combining the traditional art of patinization with modern day paint technology, Oxyd contains real metal particles that will create the distinctive and timeless look of bronze and copper patina or the weathered appearance of rusted iron in a matter of minutes, on any paintable surface.

Rust Effects Paint

4A
Iron C

4B
Iron C

5C
Iron C & Copper

5D
Iron C & Copper

7A
Iron C & Bronze

7B
Iron C & Bronze

7C
Iron C & Bronze

7D
Iron C & Bronze

Please note that due to ambiental factors, the final Colortek Oxyd Effect you obtain will vary from samples shown here.

6A
Iron O & Bronze

6B
Iron O & Bronze

6C
Iron O & Bronze

6D
Iron O & Bronze

9A
Iron C & Bronze

9B
Iron C & Bronze

9C
Iron C & Bronze

9D
Iron C & Bronze

Please note that due to ambiental factors, the final Colortek Oxyd Effect you obtain will vary from samples shown here.

Key Features

What you need to know

- Water based system
- Interior and exterior
- Based on real metal particles
- Accelerated oxidation
- Unlimited applications
- Washable after full curing and protective coat application

10A
Bronze

10B
Bronze

Please note that due to ambiental factors, the final Colortek Oxyd Effect you obtain will vary from samples shown here.

8A
Iron C & Copper

8D
Iron C & Copper

Unlimited Applications

Industrial touch in any setting

Oxyd can be used by architects, interior designers, shop fitters, set designers, and homeowners to add individuality to interior and exterior walls, architectural ornaments, or decorative elements such as gates, home accessories, garden pieces, props, etc.

Please note that due to ambiental factors, the final Colortek Oxyd Effect you obtain will vary from samples shown here.

Colors & Effects

Suggested combinations and application tools

Unlimited rust effects tones can be achieved by combining the various bases (Iron O, Iron C, Copper, Bronze, Chalkoat, Bazalt, Floe etc..) with over four varieties of activators. The natural chemical reaction, together with the various combinations possible mean that truly unique and individual results can be obtained.



11A
Copper

11B
Copper

Please note that due to ambiental factors, the final Colortek Oxyd Effect you obtain will vary from samples shown here.

Colors & Effects

Suggested combinations and application tools

Unlimited rust effects tones can be achieved by combining the various bases (Iron, Copper, Bronze, Chalkoat and Bazalt) with over five varieties of activators. The natural chemical reaction, together with the various combinations possible mean that truly unique and individual results can be obtained.

Rust Effects Paint

1A
Iron O

1B
Iron O

1D
Iron O

3A
Iron C

3B
Iron C

3C
Iron C

3D
Iron C

4C
Iron C

Please note that due to ambiental factors, the final Colortek Oxyd Effect you obtain will vary from samples shown here.

2A
Iron O

2C
Iron O

2D
Iron O

4D
Iron C

5A
Iron C & Copper

5B
Iron C & Copper

8B
Iron C & Copper

8C
Iron C & Copper

Please note that due to ambiental factors, the final Colortek Oxyd Effect you obtain will vary from samples shown here.

Rust Effects Paint



1C
Iron O

2B
Iron O



12A
Bazalt - Iron C



12B
Bazalt - Iron C

13A
Floe 610/206 - Iron O

13B
Floe 610/206 - Iron O

Please note that due to ambiental factors, the final Colortek Oxyd Effect you obtain will vary from samples shown here.

15A
Chalkoat 095-5 - Iron C

15B
Chalkoat 095-5 - Iron C

16A
Chalkoat 078-6 - Iron C

16B
Chalkoat 078-6 - Iron C

17A
Chalkoat 048-4 - Iron C

17B
Chalkoat 048-4 - Iron C

Please note that due to ambiental factors, the final Colortek Oxyd Effect you obtain will vary from samples shown here.

Technical Data

Notice

Oxyd is a decorative finish intended to create random effects. The final decorative texture will be greatly impacted by the combination of various factors, such as quantity of material applied, drying time between coats, existing temperature and humidity, presence of sunlight or shade in the working area, etc.
In some cases, the oxidation effect will continue after initial application. Once the desired look has been achieved, we recommend finishing the surface with Oxyd Clear Sealer.

Please note that due to environmental factors, the use of the same components cannot always guarantee the exact same result twice.

	Base Coat On Primed Wall	Oxyd	Activator	Protection	Tools used in applying the activator	Tools used in applying the Oxyd
1A	Oxyd Primer	Iron O	SS	Yes	Sponge - 1 pass	Roller
1B	Oxyd Primer	Iron O	SS	Yes	Brush - 2 passes	Roller
1C	Oxyd Primer	Iron O	SS	Yes	Spray - 3 passes	Roller
1D	Oxyd Primer	Iron O	SS	No	Spray - 3 passes	Roller
2A	Oxyd Primer	Iron O	R.Act	Yes	Sponge - 1 pass	Roller
2B	Oxyd Primer	Iron O	R.Act	Yes	Brush - 2 passes	Roller
2C	Oxyd Primer	Iron O	R.Act	Yes	Spray - 3 passes	Roller
2D	Oxyd Primer	Iron O	R.Act	No	Spray - 3 passes	Roller
3A	Oxyd Primer	Iron C	SS	Yes	Sponge - 1 pass	Roller
3B	Oxyd Primer	Iron C	SS	Yes	Brush - 2 passes	Roller
3C	Oxyd Primer	Iron C	SS	Yes	Spray - 3 passes	Roller
3D	Oxyd Primer	Iron C	SS	No	Spray - 3 passes	Roller
4A	Oxyd Primer	Iron C	R.Act	Yes	Sponge - 1 pass	Roller
4B	Oxyd Primer	Iron C	R.Act	Yes	Brush - 2 passes	Roller
4C	Oxyd Primer	Iron C	R.Act	Yes	Spray - 3 passes	Roller
4D	Oxyd Primer	Iron C	R.Act	No	Spray - 3 passes	Roller
5A	Oxyd Primer	Iron C - Copper	Green	Yes	Sponge - 1 pass	Using double brush Ref TLS 202
5B	Oxyd Primer	Iron C - Copper	Green	Yes	Brush - 2 passes	Using double brush Ref TLS 202
5C	Oxyd Primer	Iron C - Copper	Green	Yes	Spray + Dragging Brush Ref TLS 134 - 1 pass	Using double brush Ref TLS 202
5D	Oxyd Primer	Iron C - Copper	Green	No	Spray + Dragging Brush Ref TLS 134 - 1 pass	Using double brush Ref TLS 202
6A	Oxyd Primer	Iron O - Bronze	Blue	Yes	Sponge - 1 pass	Using double brush Ref TLS 202
6B	Oxyd Primer	Iron O - Bronze	Blue	Yes	Brush - 2 passes	Using double brush Ref TLS 202
6C	Oxyd Primer	Iron O - Bronze	Blue	Yes	Spray + Dragging Brush Ref TLS 134 - 1 pass	Using double brush Ref TLS 202
6D	Oxyd Primer	Iron O - Bronze	Blue	No	Spray + Dragging Brush Ref TLS 134 - 1 pass	Using double brush Ref TLS 202
7A	Oxyd Primer	Iron C - Bronze	Blue	Yes	Sponge - 1 pass	Using double brush Ref TLS 202
7B	Oxyd Primer	Iron C - Bronze	Blue	Yes	Brush - 2 passes	Using double brush Ref TLS 202
7C	Oxyd Primer	Iron C - Bronze	Blue	Yes	Spray + Dragging Brush Ref TLS 134 - 1 pass	Using double brush Ref TLS 202

	Base Coat On Primed Wall	Oxyd	Activator	Protection	Tools used in applying the activator	Tools used in applying the Oxyd
7D	Oxyd Primer	Iron C - Bronze	Blue	No	Spray + Dragging Brush Ref TLS 134 - 1 pass	Using double brush Ref TLS 202
8A	Oxyd Primer	Iron C mixed with Copper (0.375Kg IronC + 1kg Copper)	Blue	No	Sponge - 1 pass	Roller
8B	Oxyd Primer	Iron C mixed with Copper (0.375Kg IronC + 1kg Copper)	Blue	No	Brush - 2 passes	Roller
8C	Oxyd Primer	Iron C mixed with Copper (0.375Kg IronC + 1kg Copper)	Blue	Yes	Spray + Dragging Brush Ref TLS 134 - 1 pass	Roller
8D	Oxyd Primer	Iron C mixed with Copper (0.375Kg IronC + 1kg Copper)	Blue	No	Spray + Dragging Brush Ref TLS 134 - 1 pass	Roller
9A	Oxyd Primer	Iron C mixed with Bronze (1.5kg IronC + 1kg Bronze)	Blue	Yes	Sponge - 1 pass	Roller
9B	Oxyd Primer	Iron C mixed with Bronze (1.5kg IronC + 1kg Bronze)	Blue	Yes	Brush - 2 passes	Roller
9C	Oxyd Primer	Iron C mixed with Bronze (1.5kg IronC + 1kg Bronze)	Blue	Yes	Spray + Dragging Brush Ref TLS 134 - 1 pass	Roller
9D	Oxyd Primer	Iron C mixed with Bronze (1.5kg IronC + 1kg Bronze)	Blue	No	Spray + Dragging Brush Ref TLS 134 - 1 pass	Roller
10A	Oxyd Primer	Bronze	Blue	Yes	Spray + Dragging Brush Ref TLS 134 - 1 pass	Roller
10B	Oxyd Primer	Bronze	Blue	No	Spray + Dragging Brush Ref TLS 134 - 1 pass	Roller
11A	Oxyd Primer	Copper	Green	Yes	Spray + Dragging Brush Ref TLS 134 - 1 pass	Roller
11B	Oxyd Primer	Copper	Green	No	Spray + Dragging Brush Ref TLS 134 - 1 pass	Roller
12A	Bazalt	Iron C	R.Act	Yes	Spray - 3 passes	Roller
12B	Bazalt	Iron C	R.Act	No	Spray - 3 passes	Roller
13A	Floe 610/206	Iron O	R.Act	Yes	Spray - 3 passes	Sponge application
13B	Floe 610/206	Iron O	R.Act	No	Spray - 3 passes	Sponge application
14A	Floe 630/00	Oxyd Primer by sponge - Iron C	R.Act	Yes	Spray - 3 passes	Sponge application
14B	Floe 630/00	Oxyd Primer by sponge - Iron C	R.Act	No	Spray - 3 passes	Sponge application
15A	CHALKOAT 095-5	Oxyd Primer by brush spots - Iron C spots	R.Act	Yes	By Brush - 3 passes	By Brush
15B	CHALKOAT 095-5	Oxyd Primer by brush spots - Iron C spots	R.Act	No	By Brush - 3 passes	By Brush
16A	CHALKOAT 078-6	Oxyd Primer by brush spots - Iron C spots	R.Act	Yes	By Brush - 3 passes	By Brush
16B	CHALKOAT 078-6	Oxyd Primer by brush spots - Iron C spots	R.Act	No	By Brush - 3 passes	By Brush
17A	CHALKOAT 048-4	Oxyd Primer by brush spots - Iron C spots	R.Act	Yes	By Brush - 3 passes	By Brush
17B	CHALKOAT 048-4	Oxyd Primer by brush spots - Iron C spots	R.Act	No	By Brush - 3 passes	By Brush
18A	CHALKOAT 120/23	Oxyd Primer by brush spots - Iron O spots	R.Act	Yes	By Brush - 3 passes	By Brush
18B	CHALKOAT 120/23	Oxyd Primer by brush spots - Iron O spots	R.Act	No	By Brush - 3 passes	By Brush